

SLR-343 Series

Features

- Viewing angle 2θ 1/2 : 40°
- Competent to direct mount



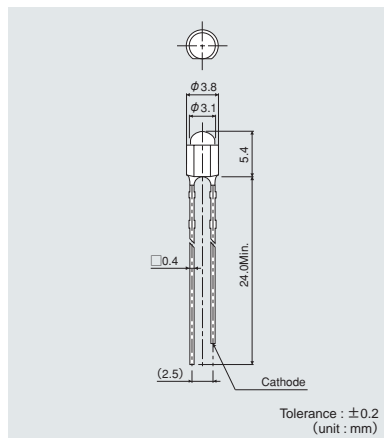
Specifications

Viewing angle 2θ 1/2 / 40° : Standard

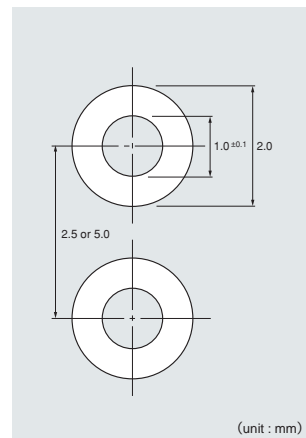
Part No.	Chip Structure	Emitting Color	Absolute Maximum Ratings (Ta=25°C)					Electrical and Optical Characteristics (Ta=25°C)									
			Power Dissipation Pd (mW)	Forward Current If (mA)	Peak Forward Current I _{FP} (mA)	Reverse Voltage V _R (V)	Operating Temperature Topr (°C)	Storage Temperature Tstg (°C)	Forward Voltage V _F Typ. (V)	Forward Current I _F (mA)	Reverse Current I _R Max. (μA)	Reverse Voltage V _R (V)	Dominant Wavelength λ D Typ. (nm)	Beam Diameter D Typ. (mm)	Luminous Intensity I _v Min. (mcd)	Luminous Intensity I _v Typ. (mcd)	Luminous Intensity I _v (mA)
SLR-343VR	GaAsP on GaP	Red	60	20	60*1	3	-25 to +85	-30 to +100	2.0	10	10	3	630	10	5.6	16	10
SLR-343VC		9.0											25				
SLR-343DU		Orange											5.6		16		
SLR-343DC													9.0		25		
SLR-343YY	GaP	Yellow	75	25	60*1	3	-25 to +85	-30 to +100	2.1	10	10	3	587	10	3.6	10	10
SLR-343YC		5.6											16				
SLR-343MG		9.0											25				
SLR-343MC	InGaN	Bluish Green	120	30	100*2	5	-20 to +80	-30 to +100	3.3	20	100	5	527	20	900	2200	20
SLR-343PG													525		420	1500	
SLR-343PC													560		2.2	6.3	
SLR343ECT													Blue		3.2	200	
SLR343EC4T	3.2	220	470														
SLR343BCT	3.3			200	680												
SLR343BC7T	White	105	25			200	680	(x, y) (0.31, 0.31)	330	680							
SLR343BC4T				3.2	200						680						
SLR343WBC7T	105	25	200	680													

* 1:Duty1/5, 200Hz, * 2:Duty1/10, 1kHz

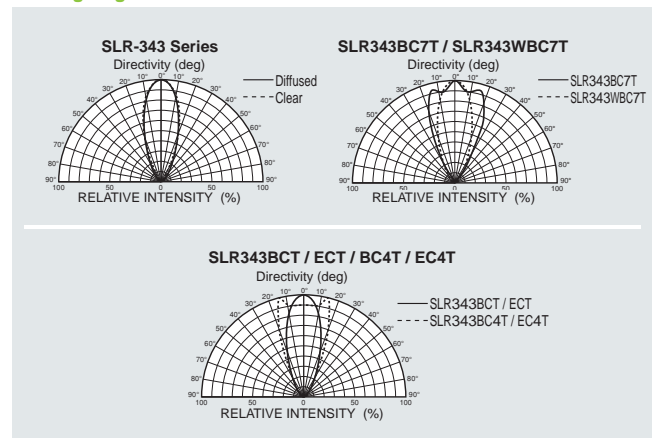
Dimensions



Recommended Solder Pattern

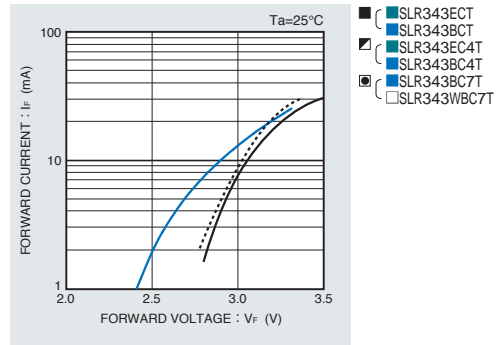
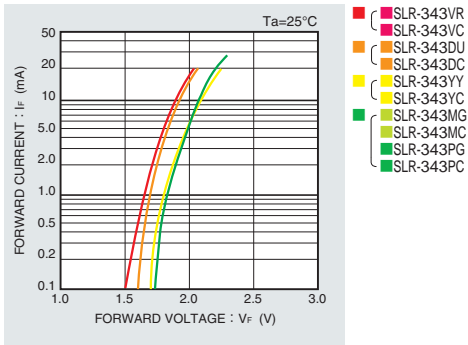


Viewing Angle

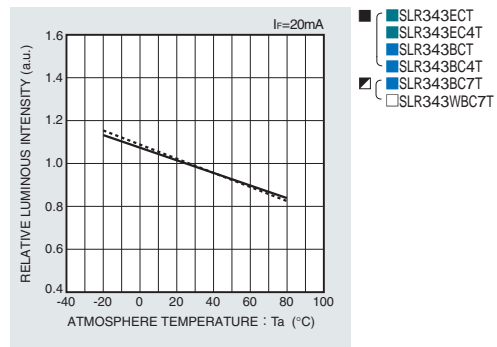
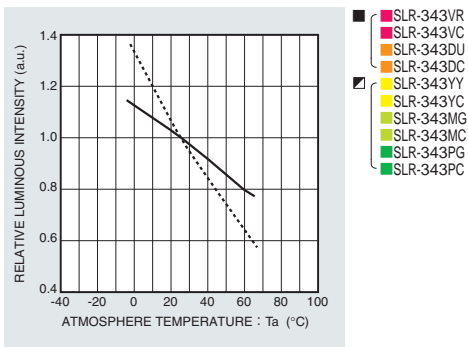


Electrical Characteristics Curves

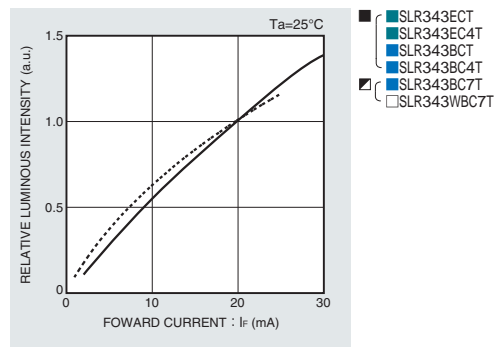
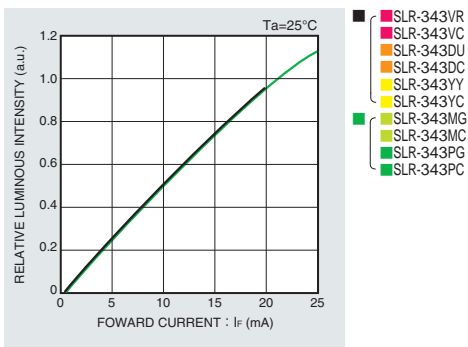
Forward Current-Forward Voltage



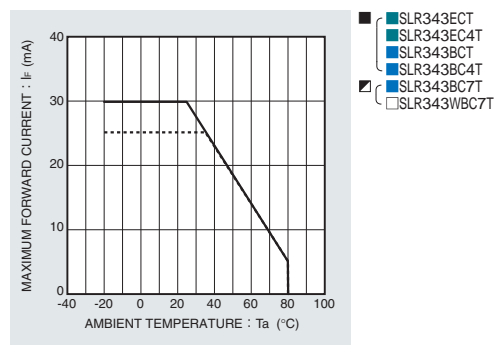
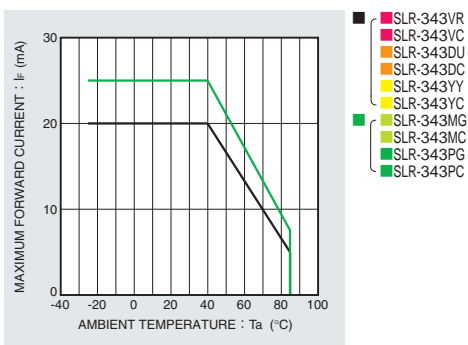
Luminous Intensity-Atmosphere Temperature



Luminous Intensity-Forward Current



Derating



Rank Reference of Brightness

Red (V)

(Ta=25°C, If=10mA)

Viewing angle (2θ1/2)	Resin Color	Brightness Rank	E	F	G	H	J	K	L	M	N	P	Q	R	S	T	U	V
		Brightness (mcd)	0.40 to 0.63	0.63 to 1.0	1.0 to 1.6	1.6 to 2.5	2.5 to 4.0	4.0 to 6.3	6.3 to 10	10 to 16	16 to 25	25 to 40	40 to 63	63 to 100	100 to 160	160 to 250	250 to 400	400 to 630
φ3 Circular type	40°	Transparent Colored	SLR-343VC															
		Diffused Colored	SLR-343VR															

Orange (D)

(Ta=25°C, If=10mA)

Viewing angle (2θ1/2)	Resin Color	Brightness Rank	E	F	G	H	J	K	L	M	N	P	Q	R	S	T	U	V
		Brightness (mcd)	0.40 to 0.63	0.63 to 1.0	1.0 to 1.6	1.6 to 2.5	2.5 to 4.0	4.0 to 6.3	6.3 to 10	10 to 16	16 to 25	25 to 40	40 to 63	63 to 100	100 to 160	160 to 250	250 to 400	400 to 630
φ3 Circular type	40°	Transparent Colored	SLR-343DC															
		Diffused Colored	SLR-343DU															

Yellow (Y)

(Ta=25°C, If=10mA)

Viewing angle (2θ1/2)	Resin Color	Brightness Rank	E	F	G	H	J	K	L	M	N	P	Q	R	S	T	U	V
		Brightness (mcd)	0.40 to 0.63	0.63 to 1.0	1.0 to 1.6	1.6 to 2.5	2.5 to 4.0	4.0 to 6.3	6.3 to 10	10 to 16	16 to 25	25 to 40	40 to 63	63 to 100	100 to 160	160 to 250	250 to 400	400 to 630
φ3 Circular type	40°	Transparent Colored	SLR-343YC															
		Diffused Colored	SLR-343YY															

Green (M, P)

(Ta=25°C, If=10mA)

Viewing angle (2θ1/2)	Resin Color	Brightness Rank	E	F	G	H	J	K	L	M	N	P	Q	R	S	T	U	V
		Brightness (mcd)	0.40 to 0.63	0.63 to 1.0	1.0 to 1.6	1.6 to 2.5	2.5 to 4.0	4.0 to 6.3	6.3 to 10	10 to 16	16 to 25	25 to 40	40 to 63	63 to 100	100 to 160	160 to 250	250 to 400	400 to 630
φ3 Circular type	40°	Transparent Colored	SLR-343MC															
		Diffused Colored	SLR-343MG															
		Diffused Colored	SLR-343PG															
		Transparent Colored	SLR-343PC															

Bluish Green (E)

(Ta=25°C, If=20mA)

Viewing angle (2θ1/2)	Resin Color	Brightness Rank	XH	XJ	XK	XL	XM	XN	XP	XQ	XR	XS	XT	XU
		Brightness (mcd)	150 to 220	220 to 330	330 to 473	470 to 680	680 to 1000	1000 to 1500	1500 to 2200	2200 to 3300	3300 to 4700	4700 to 6800	6800 to 10000	10000 to 15000
φ3 Circular type	40°	Transparent Colorless	*SLR343EC4T											
		Colorless	*SLR343ECT											

Blue (B)

(Ta=25°C, If=20mA)

Viewing angle (2θ1/2)	Resin Color	Brightness Rank	XH	XJ	XK	XL	XM	XN	XP	XQ	XR	XS	XT	XU
		Brightness (mcd)	150 to 220	220 to 330	330 to 473	470 to 680	680 to 1000	1000 to 1500	1500 to 2200	2200 to 3300	3300 to 4700	4700 to 6800	6800 to 10000	10000 to 15000
φ3 Circular type	40°	Transparent Colorless	SLR343BC7T											
		Colorless	*SLR343BC4T											
		Colorless	*SLR343BCT											
		Colorless	SLR343BCT											

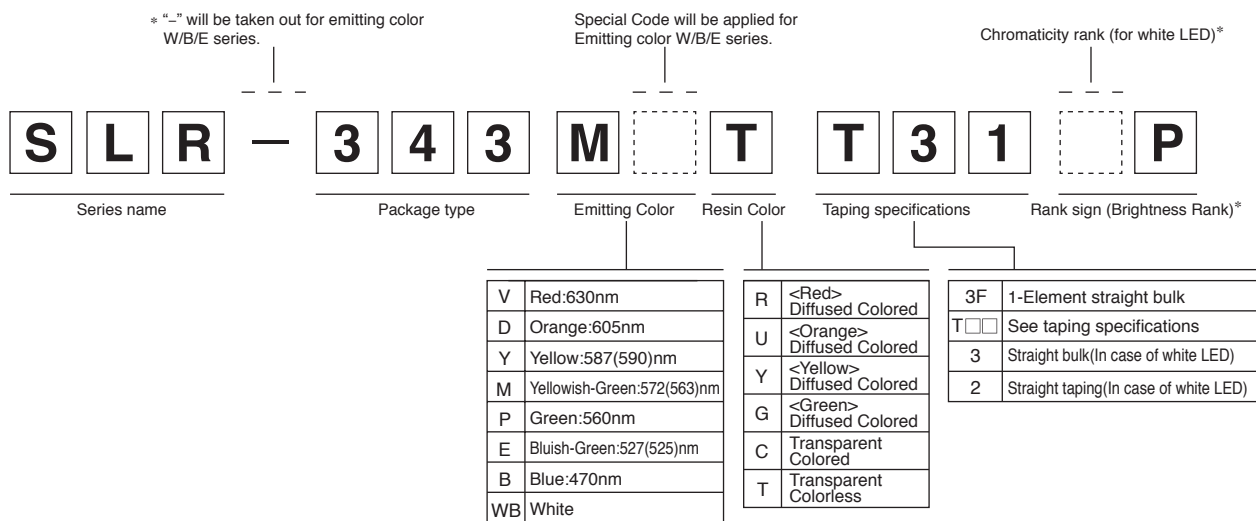
White (WB)

(Ta=25°C, If=20mA)

Viewing angle (2θ1/2)	Resin Color	Brightness Rank	XJ	XK	XL	XM	XN	XP	XQ	XR	XS	XT	XU
		Brightness (mcd)	220 to 330	330 to 473	470 to 680	680 to 1000	1000 to 1500	1500 to 2200	2200 to 3300	3300 to 4700	4700 to 6800	6800 to 10000	10000 to 15000
φ3 Circular type	40°	Transparent Colorless	SLR343WBC7T										

※Brightness on specification sheet include tolerance of within ± 10%.

Part No. Construction



- * Concerning the Brightness rank
 - Please refer to the rank chart above for luminous intensity classification.
 - Part name is individual for each rank.
 - When shipped as sample, the part name will be a representative part name.
- General products are free of ranks. Please contact sales if rank appointment is needed.

Notes

- 1) The information contained herein is subject to change without notice.
- 2) Before you use our Products, please contact our sales representative and verify the latest specifications :
- 3) Although ROHM is continuously working to improve product reliability and quality, semiconductors can break down and malfunction due to various factors.
Therefore, in order to prevent personal injury or fire arising from failure, please take safety measures such as complying with the derating characteristics, implementing redundant and fire prevention designs, and utilizing backups and fail-safe procedures. ROHM shall have no responsibility for any damages arising out of the use of our Products beyond the rating specified by ROHM.
- 4) Examples of application circuits, circuit constants and any other information contained herein are provided only to illustrate the standard usage and operations of the Products. The peripheral conditions must be taken into account when designing circuits for mass production.
- 5) The technical information specified herein is intended only to show the typical functions of and examples of application circuits for the Products. ROHM does not grant you, explicitly or implicitly, any license to use or exercise intellectual property or other rights held by ROHM or any other parties. ROHM shall have no responsibility whatsoever for any dispute arising out of the use of such technical information.
- 6) The Products are intended for use in general electronic equipment (i.e. AV/OA devices, communication, consumer systems, gaming/entertainment sets) as well as the applications indicated in this document.
- 7) The Products specified in this document are not designed to be radiation tolerant.
- 8) For use of our Products in applications requiring a high degree of reliability (as exemplified below), please contact and consult with a ROHM representative : transportation equipment (i.e. cars, ships, trains), primary communication equipment, traffic lights, fire/crime prevention, safety equipment, medical systems, servers, solar cells, and power transmission systems.
- 9) Do not use our Products in applications requiring extremely high reliability, such as aerospace equipment, nuclear power control systems, and submarine repeaters.
- 10) ROHM shall have no responsibility for any damages or injury arising from non-compliance with the recommended usage conditions and specifications contained herein.
- 11) ROHM has used reasonable care to ensure the accuracy of the information contained in this document. However, ROHM does not warrant that such information is error-free, and ROHM shall have no responsibility for any damages arising from any inaccuracy or misprint of such information.
- 12) Please use the Products in accordance with any applicable environmental laws and regulations, such as the RoHS Directive. For more details, including RoHS compatibility, please contact a ROHM sales office. ROHM shall have no responsibility for any damages or losses resulting from non-compliance with any applicable laws or regulations.
- 13) When providing our Products and technologies contained in this document to other countries, you must abide by the procedures and provisions stipulated in all applicable export laws and regulations, including without limitation the US Export Administration Regulations and the Foreign Exchange and Foreign Trade Act.
- 14) This document, in part or in whole, may not be reprinted or reproduced without prior consent of ROHM.



Thank you for your accessing to ROHM product informations.
More detail product informations and catalogs are available, please contact us.

ROHM Customer Support System

<http://www.rohm.com/contact/>

Mouser Electronics

Authorized Distributor

Click to View Pricing, Inventory, Delivery & Lifecycle Information:

ROHM Semiconductor:

[SLR343BC4T3F](#) [SLR343BC4TT32](#) [SLR343BCT3F](#) [SLR343BCTT32](#) [SLR-343DUT32](#) [SLR343EC4T3F](#)
[SLR343EC4TT32](#) [SLR343ECT3F](#) [SLR-343MCT32](#) [SLR-343MGT32](#) [SLR-343VCT32](#) [SLR-343VRT32](#) [SLR-](#)
[343YCT32](#) [SLR-343YYT32](#) [SLR-343MC3F](#) [SLR343BC7TT32](#) [SLR343BD2T3F](#) [SLR-343DCT32](#) [SLR343BC7T3F](#)
[SLR343WBD2PT2](#) [SLR343WBD2PT3](#) [SLR-343DC3F](#) [SLR-343VC3F](#) [SLR-343YC3F](#) [SLR-343PC3F](#) [SLR-343PCT32](#)
[SLR343WBD2PT1](#) [SLR343WBD2PT5](#)